

3555.22

X=2517041.026
Y=557238.380

X=2516887.121
Y=557067.916

X=2516670.396
Y=557395.898

X=2516492.298
Y=557095.753

X=2516460.474
Y=557069.929

X=2516492.298
Y=557139.024

X=2516442.659
Y=557088.804

X=2516469.007
Y=557319.665

X=2516451.167
Y=557319.665

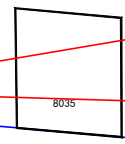
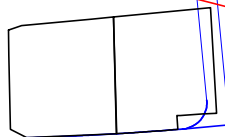
19

20000

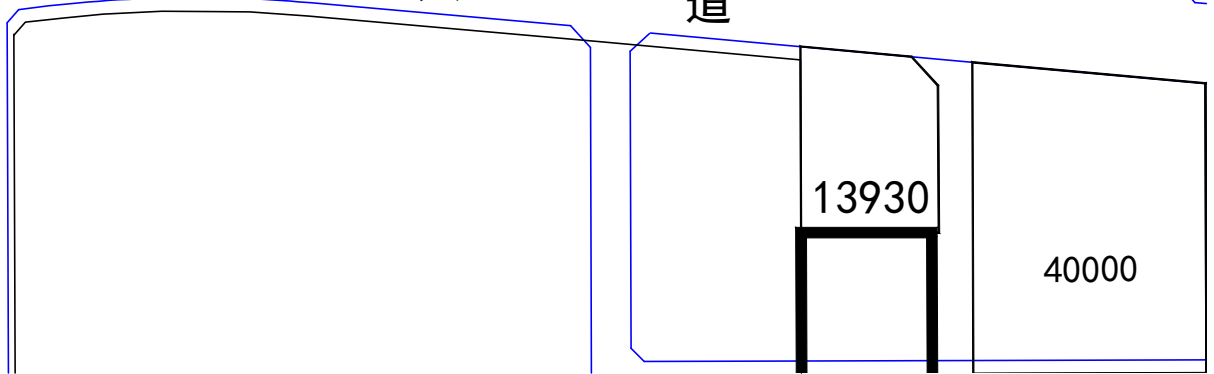
疏

9631

港



8035



13930

40000

石 化 大 道